



## FREQUENTLY ASKED QUESTIONS

### **Why did the City of Los Angeles create this platform?**

The City of Los Angeles, in collaboration with business leaders, identified the opportunity to create a solicitation platform similar to what was done during the London Games. They created a platform called Compete for London. It centralized all of the region's procurement opportunities for the Olympic Games into one platform in an effort to make procurement easily and equally accessible to the vendor community. The City of Los Angeles and business leaders recognized the opportunity to create something similar in support of our businesses and so we did!

### **Why is the City's solicitation platform no longer called LABAVN?**

The Regional Alliance Marketplace for Procurement (RAMP) was named for the region's commitment and collaborative effort to post their opportunities in one place, thereby, making it easier for businesses to access multiple contracting opportunities in a centralized space. The City of Los Angeles wanted the name of this platform to represent its participants.

### **When was LABAVN created?**

The Los Angeles Business Assistance Virtual Network was initiated by a prior mayoral administration (Mayor Hahn) in 2003. The intent of this platform was to centralize all of the City of Los Angeles' contracting opportunities into one space. This was how the City advertised its procurement needs to the vendor community.

### **Why is LABAVN being replaced?**

LABAVN is being replaced to expand its economic impact by centralizing contracting opportunities from public and private entities. Users will be able to view opportunities from different government entities and private business sectors on one platform. This is being built in anticipation of the tens of billions of dollars of procurement coming in the next 6 years and is deeply tied to the City's efforts in creating efficiencies in procurement.

### **What makes RAMP different from LABAVN?**

RAMP houses contracting opportunities from various agencies and municipalities. LABAVN only contained the City of Los Angeles' contracting opportunities. RAMP has much more functionality, including expanded vendor profiles, self-attested business information, and automated outreach for City of Los Angeles certifications. RAMP is also slated for future phases of build outs to grow and evolve for both our businesses, partners, and the City. We welcome input from you, too!

### **Who was part of the development of RAMP?**

There were many people who contributed to the development of RAMP. One Task Force was created to address internal development of the City's functions and an additional external Task Force was formed to provide information about the platform's functionality, capacity, and capabilities to both the regional partners and the vendor community. This included small businesses, large construction companies, banking industries, sports and entertainment industries, business leaders, and chambers of commerce.

### **Will RAMP replace my organization's procurement software?**

No, RAMP is a solicitation and vendor sourcing tool that is supplemental and complementary to your organization's current procurement and sourcing toolset. The opportunities will point back to your respective systems and websites to continue the procurement processes.

### **If I had a LABAVN account, do I need to create a RAMP Account? What LABAVN info will be transferred?**

Current LABAVN users who have Angeleno connected LABAVN accounts will be automatically migrated to RAMP. A firm's current full profile and all its attachments will be migrated over to RAMP. There will be new additional fields and data for your organization to highlight on its regional profile.

### **Once I register in RAMP, am I guaranteed a contract?**

No. The platform is designed to inform your business of regional contracting opportunities, both in and outside of the City of Los Angeles. It is a way to connect with other businesses (prime contractors) so you may build a relationship with other companies you may wish to work with. It does not guarantee you a contract, but serves as a tool to help identify opportunities your business may wish to compete for.

### **What new information may I include in RAMP?**

RAMP has additional fields that allow a firm to create a more comprehensive profile. Firms have the option to self-attest demographic data of its owners. RAMP also has optional fields that can feature a business' other certifications, qualifications, work history and other relevant information.

### **Do I need a RAMP account to view the opportunities?**

#### **Do I need to be logged in just to check it out? What are the benefits of registering?**

You do not need to register or log in to view opportunities on RAMP. However, only registered RAMP users will be able to view and download documents associated with a procurement opportunity, view and contact associated Primes and Subcontractors, and participate in bidding. Administrators will be notified by email when an opportunity matching your company's profile is posted.

### **Is RAMP free to use?**

It is free to create a RAMP profile and access its information. RAMP users can find opportunities and build their profile to better market their services and goods.

Initial RAMP Regional Partners will be given a free yearlong license to use the platform to post their opportunities. Future costs are to be determined and are expected to be for a nominal Salesforce user license fee.

### **What is a Regional Partner?**

A Regional Partner is a non-City of Los Angeles entity/organization/company that will be posting their procurement opportunities/solicitations on the RAMP platform.

### **What if I want to post my company's opportunities on RAMP?**

There are limited spaces available in the first year. Only registered Regional Partners will be able to post opportunities on RAMP. Please fill out the Partner Interest form <https://bit.ly/RAMPLApartnerInterest> . If you have any questions, please contact [cpoteam@lacity.org](mailto:cpoteam@lacity.org)

### **Are Regional Partners required to use the City's contracting forms and procedures if they post opportunities on RAMP?**

No. RAMP is a solicitation and vendor sourcing tool for Regional Partners to post their opportunities to a regional audience. Interested vendors will be pointed back to the respective Regional Partner's website which will have its own unique forms, procedures and requirements. Being a RAMP partner opens up their opportunities to a larger more diverse pool of vendors.

### **Will I complete the procurement process in RAMP if I'm interested in another company's solicitation?**

No. You will be directed back to that respective company's website to complete their procurement process.

### **Who can we contact for RAMP technical support?**

Please email [support@rampla.org](mailto:support@rampla.org) for assistance.



[www.RAMPLA.org](http://www.RAMPLA.org)



# New Account Registration

2-18-2022

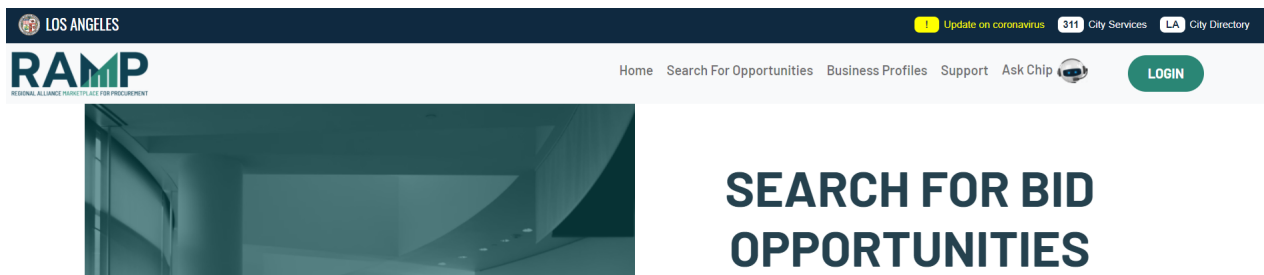
The Regional Alliance Marketplace for Procurement (RAMP) is a free service provided by the City of Los Angeles as a replacement for the previous Los Angeles Business Assistance Virtual Network (LABAVN).

Registering on RAMP allows you to view and download information about all contractual opportunities offered by the City of Los Angeles in one convenient location as well as find up-to-date certified subcontractors to complement your project bid. Our goal is to have your business grow in the City of Los Angeles.

If you had registered for LABAVN previously, your information will be automatically transferred over to RAMP. If you have not registered yet, please follow the steps below to sign up for a free account on RAMP.

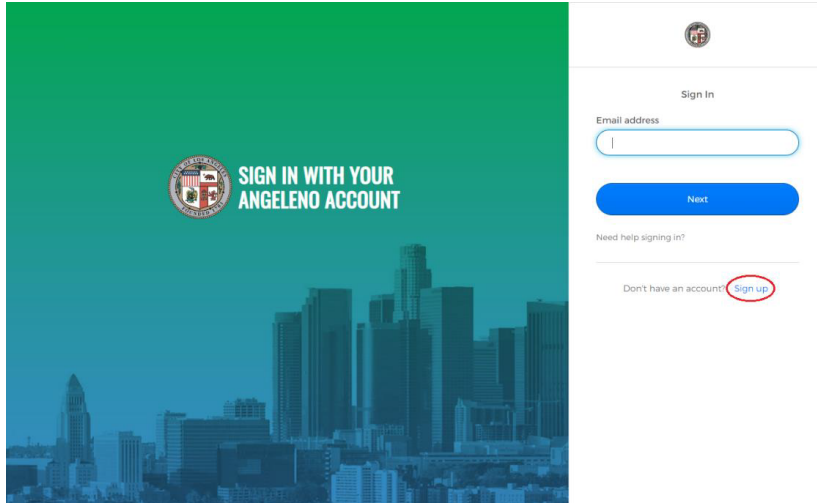
Go to <http://www.rampla.org>

Click on the “Login” link at the top right



## Create an Angeleno Account

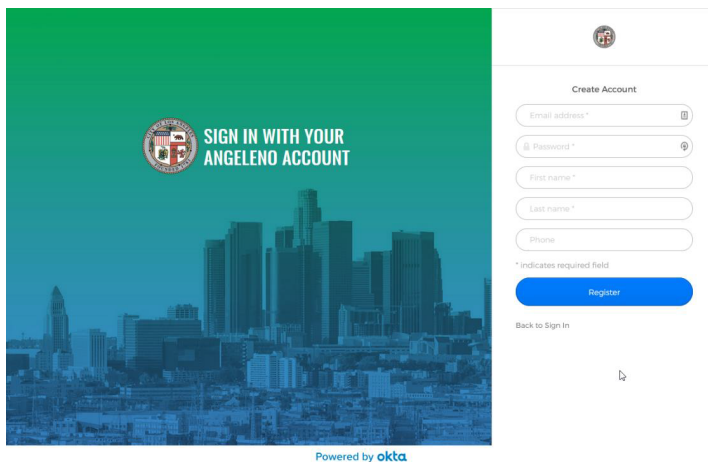
To login to RAMP, you must first create an Angeleno Account if you have not already done so. Click on the “Sign Up” link to start the process:



The screenshot shows a web interface for signing in. On the left, there is a green banner with the text "SIGN IN WITH YOUR ANGELENO ACCOUNT" and a city skyline image. On the right, there is a white form titled "Sign In". The form contains an "Email address" input field, a "Next" button, and a "Sign up" link circled in red. Below the "Next" button, there is a link "Need help signing in?". At the bottom of the form, there is a link "Don't have an account? Sign up".

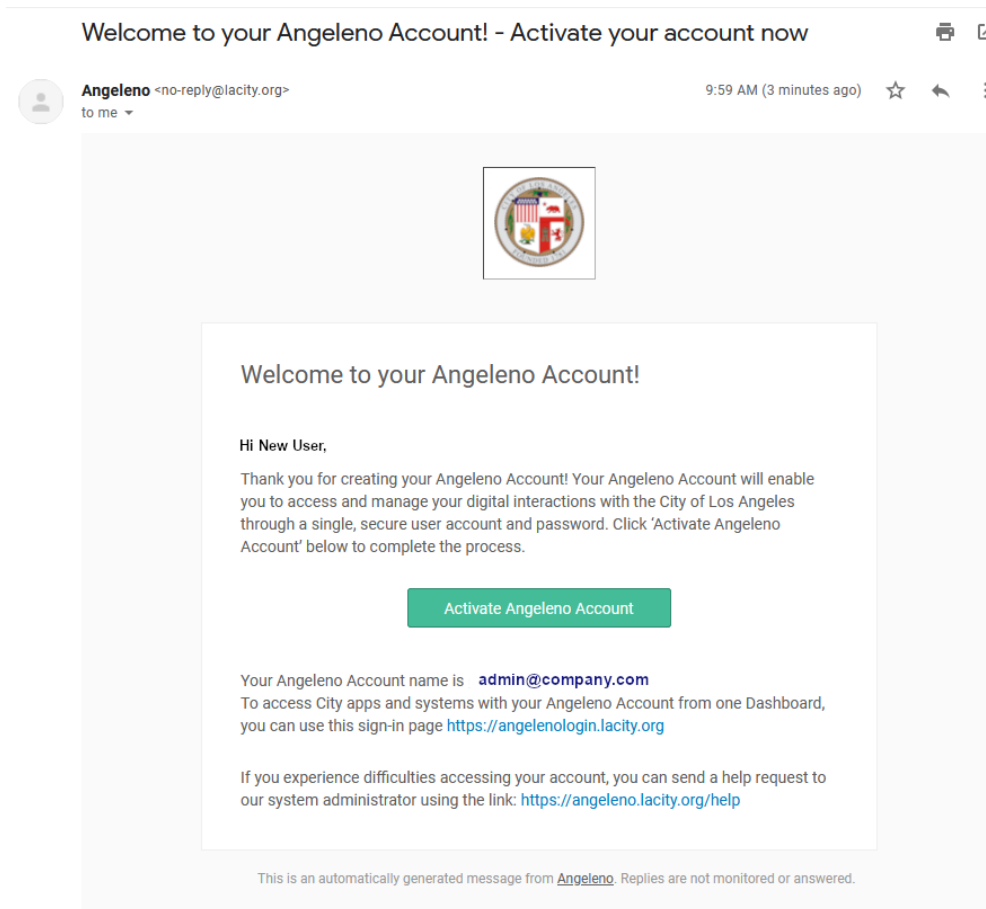
**NOTE:** If you are a returning user who previously created an account on LABAVN before the implementation of Angeleno Account, please use the same email address you used to create that account to create your new Angeleno Account so that you will be linked to the correct account.

- Enter the requested information:



The screenshot shows a web interface for creating an account. On the left, there is a green banner with the text "SIGN IN WITH YOUR ANGELENO ACCOUNT" and a city skyline image. On the right, there is a white form titled "Create Account". The form contains input fields for "Email address", "Password", "First name", "Last name", and "Phone". Below the "Phone" field, there is a note "\* indicates required field". At the bottom of the form, there is a "Register" button and a "Back to Sign In" link. The text "Powered by okta" is visible at the bottom of the page.

1. Enter an email address and create a password (required)
  2. Enter your first and last name (required)
  3. Enter your phone number
  4. Click the "Register" button
- Verify your email address to activate your Angeleno Account:



1. You will receive a verification email at the email address you entered in the previous step. Please click on the "Activate Angeleno Account" link.
2. After this is complete, go to <http://www.rampla.org> and click on the "Login" link again. You will now be able to use the Angeleno Account you just created to login to RAMP. You may have to refresh the page.

Verify that your company does not already exist on RAMP (if you are not a sole proprietor)

---

Hi New User

You currently do not have a LABAVN account. If you would like to register please check first if your company is already registered by entering the information below

CHECK FOR AN EXISTING COMPANY ACCOUNT

\* Company Name

\* Sole Proprietor

\* Located

\* Tax ID

1. Enter Company name
2. Select “No” under Sole Proprietor
3. Select Company location
4. Enter Company Tax Id
5. Click the “Search” button

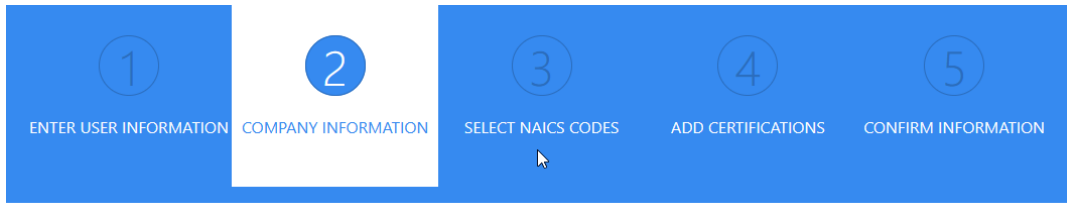
## Add User Information

The screenshot shows a registration progress bar at the top with five steps: 1. ENTER USER INFORMATION (highlighted), 2. COMPANY INFORMATION, 3. SELECT NAICS CODES, 4. ADD CERTIFICATIONS, and 5. CONFIRM INFORMATION. Below the progress bar is the 'SET UP YOUR PROFILE' form. The form includes a welcome message 'Okay, let's get started :)', a message box stating 'No company account found. Please continue to create a company.', and input fields for First Name, Last Name, Email (pre-filled with 'admin@company.com'), and Title. A 'Next' button is located at the bottom right of the form.

1. Verify your user information
2. Click the “Next” button



# Enter your Company Information



**COMPANY REGISTRATION**

Please enter your company's information. Fields marked with a \* are required.

\* Company Name  
New Company

\* Address 1  
Address 1

Address 2  
Address 2

\* City  
City

\* State  
Alabama

\* Zip  
Zip

\* Country  
United States

\* Phone  
Phone

Description  
Description

Great, now let's gather some company info.

\* Contractor  
Prime

Non-Profit  
No

Sole Proprietor  
Yes

The Office of Finance issues BTRC (Business Tax Registration Certificate) numbers to legally registered companies in Los Angeles.

BTRC Number  
BTRC Number

Tax ID  
Not Required

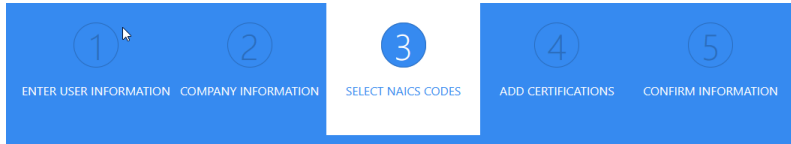
Previous Next

1. Enter Company Address (Address 1/Address2, City, State, ZIP)
2. Enter Company Phone
3. Enter Company Description (Optional)
4. Choose Registration type: Prime, Prime-Sub or Subcontractor
5. Enter BTRC number if appropriate
6. Click the "Next" button

## Select your Company's NAICS Code(s)

You may visit the Census website (<https://www.census.gov/eos/www/naics/>) to confirm the North American Industry Classification System (NAICS) code(s) that are a best match to your Company's activities before continuing with the steps below.

1. Click on the Activity that matches your Company:



**SELECT NAICS CODES**

**What type of business are you?**

NAICS codes are a classification system developed by the US Census Bureau to determine what types of work a business performs. Select NAICS codes for your profile to let us know the type of work your business performs. Start by clicking a 2 digit code and drill down until you can select a 6 digit code to add to your profile.

Visit the [Census website](#) for more information on the NAICS code system and help selecting NAICS codes.

Currently Selected NAICS codes

[Show all 2 digit NAICS codes](#) [Start here](#)

- ▶ **11** Agriculture, Forestry, Fishing and Hunting
- ▶ **21** Mining
- ▶ **22** Utilities
- ▶ **23** Construction
- ▶ **31** Manufacturing
- ▶ **32** Manufacturing
- ▶ **33** Manufacturing
- ▶ **42** Wholesale Trade
- ▶ **44** Retail Trade
- ▶ **45** Retail Trade
- ▶ **48** Transportation and Warehousing
- ▶ **49** Transportation and Warehousing
- ▶ **51** Information
- ▶ **52** Finance and Insurance
- ▶ **53** Real Estate and Rental and Leasing
- ▶ **54** Professional, Scientific, and Technical Services

2. Drill down the NAICS tree by clicking the sub-menus until you reach a 5 or 6 digit code matching your company's activities:



**SELECT NAICS CODES**

**What type of business are you?**

NAICS codes are a classification system developed by the US Census Bureau to determine what types of work a business performs. Select NAICS codes for your profile to let us know the type of work your business performs. Start by clicking a 2 digit code and drill down until you can select a 6 digit code to add to your profile.

[Visit the Census website](#) for more information on the NAICS code system and help selecting NAICS codes.

Currently Selected NAICS codes

✕ 23611: Residential Building Construction ← Selected codes will be listed here

Show all 2 digit NAICS codes Start here

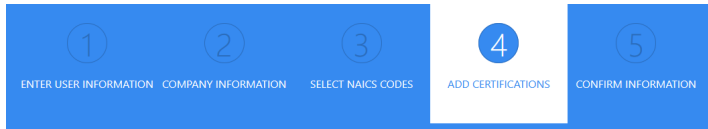
- ▼ 23 Construction
- ▼ 236 Construction of Buildings
- ▼ 2361 Residential Building Construction
  - 23611 Residential Building Construction

Drill down the listed activities until you reach a 5 or 6 digit code matching your activities and check the appropriate box(es). Repeat steps to select additional codes.

Previous Next

3. Check the box next to the code(s) you want to select
4. Repeat steps 1 and 2 to add additional codes
5. Click the "Next" button

## Select Company Certification(s)



**ARE YOUR CERTIFIED?**

The Bureau of Contract Administration will review and verify your requests before your company is displayed on BAVN as certified.

Cert	Description	Certifying Agency	Cert Number
<input checked="" type="checkbox"/> DBE	DISADVANTAGED BUSINESS ENTERPRISE	City of Los Angeles	3456
<input type="checkbox"/> DVBE	DISABLED VETS BUSINESS ENTERPRISE	--Please Select--	000-00
<input type="checkbox"/> DVBE	DISABLED VETS BUSINESS ENTERPRISE (LAWA)	--Please Select--	000-00
<input type="checkbox"/> EBE	EMERGING BUSINESS ENTERPRISE	--Please Select--	000-00
<input type="checkbox"/> LBE	LOCAL BUSINESS ENTERPRISE (HARBOR)	--Please Select--	000-00
<input type="checkbox"/> LBE	LOCAL BUSINESS ENTERPRISE (LOS ANGELES)	--Please Select--	000-00
<input type="checkbox"/> LEG	LEGACY CERTIFICATION	--Please Select--	000-00
<input type="checkbox"/> LGBTE	LGBT BUSINESS ENTERPRISE	--Please Select--	000-00
<input type="checkbox"/> MBE	MINORITY OWNED BUSINESS ENTERPRISE	--Please Select--	000-00
<input type="checkbox"/> SBE	SMALL BUSINESS ENTERPRISE (LOS ANGELES)	--Please Select--	000-00
<input type="checkbox"/> SBE	SMALL BUSINESS ENTERPRISE (PROPRIETARY)	--Please Select--	000-00
<input type="checkbox"/> SLB	SMALL LOCAL BUSINESS ENTERPRISE	--Please Select--	000-00
<input type="checkbox"/> VSBE	VERY SMALL BUSINESS ENTERPRISE (HARBOR)	--Please Select--	000-00
<input type="checkbox"/> WBE	WOMEN-OWNED BUSINESS ENTERPRISE	--Please Select--	000-00

1. If applicable, click on the Certification you would like to apply for, select a Certifying Agency, and enter a certification number. Click the "Next" button to continue.

## Verify Company and User Information

**OVERVIEW**

---

<b>COMPANY INFORMATION</b>		<b>USER INFORMATION</b>	
COMPANY:	New Company	NAME:	New User
ADDRESS:	500 Main St Los Angeles CA United States	EMAIL:	admin@company.com
PHONE:	555-555-5555	TITLE:	General Manager
REGISTER AS A:	Prime & Sub	<b>NAICS CODES</b>	
NON-PROFIT:	No	236116: New Multifamily Housing Construction (except Operative Builders)	
SOLE PROPRIETOR:	Yes	<b>CERTIFICATIONS</b>	
BTRC:		DBE: DISADVANTAGED BUSINESS ENTERPRISE 123456	
TAX ID:			

[Previous](#)

1. Verify your Company Information, User Information, NAICS Codes, and Company Certifications. If changes are needed for any of these sections, click the "Previous" button

## Submit registration

1. Click the "Submit Registration" button. You will be taken to a thank you screen:

Thank you for registering.

[Please click here to go home.](#)

Your registration is now complete. Click the "Please click here to go home" link on the thank you screen to activate your account.

Please contact [support@rampla.org](mailto:support@rampla.org) if you have any questions or concerns.